





Which table accurately represents the data shown in the given pictograph?

Hot Dogs Sold

Game 1	
Game 2	
Game 3	

 = 12 hot dogs